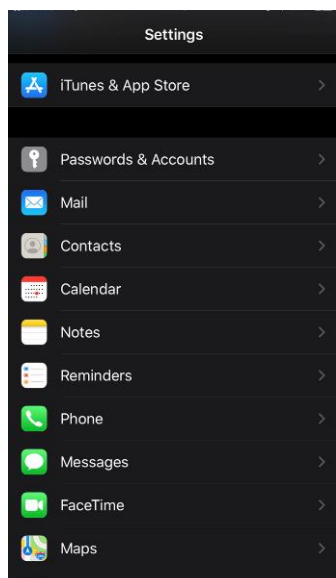



How to set up new email (@lagunaphuket.com) in IOS system

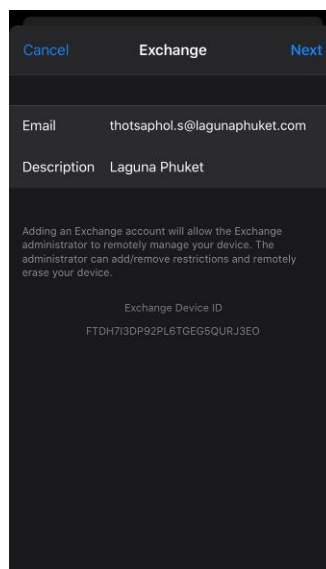
1. Go to **"Settings"** and then choose **"Passwords & Accounts"**



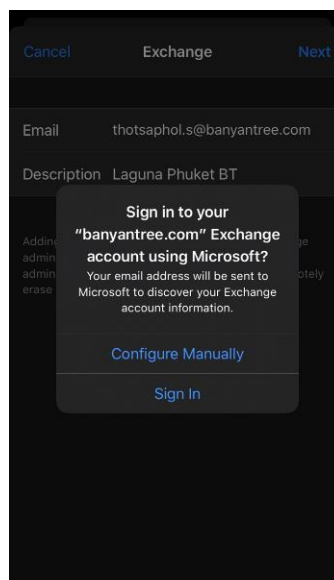
2. Under **"Passwords & Accounts"** page, please choose **"Microsoft Exchange"**



3. Enter your email @lagunaphuket.com (example: tony.j@lagunaphuket.com) and write description if you want.



4. And then please click **"Next"** which your mobile will show the Popup as per screen below so please choose **"Sign in"**.



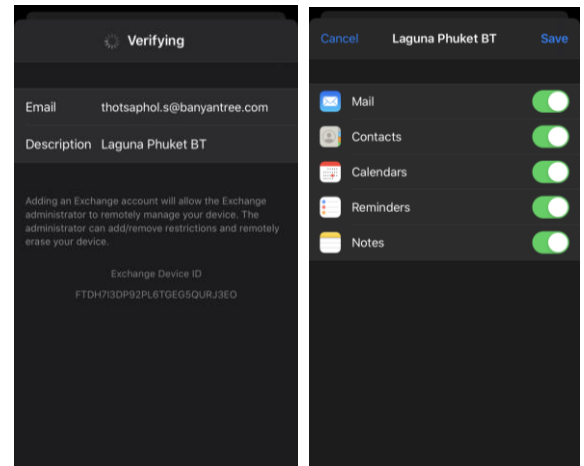
5. When you choose **“Sign in”** on Step 4, the page will redirect to authentication form by Banyan Tree email server as screen below.

In this step, please enter

- Your **“username”** email (i.e. tony.j)
- Your **“password”** email

Into the form and click **“Sign in”** as sample below.

6. Please waiting a minutes for IOS mail verifying your account and click **“Save”** in finally step when system verifying finish.



You can using email by go to **“Mail”** application on your mobile, and then just down slide for updating email.

And then please choose **“Continue”**

